

Google Classroom

Parent Resources

- This is an introduction video that walks you through how to get on to Google Classroom and a basic overview of what you are able to do on Google Classroom.
<https://www.youtube.com/watch?v=2lowi-gmbys>
- This video shows how to access different features within Google Classroom.
<https://www.youtube.com/watch?v=DMJt55A-DA0&feature=youtu.be&fbclid=IwAR2aMDSepwRyXnlka3oIGKii6JNBELiC2s9Q9doMSJP3zOoBeYovg9KJrCk>
- This guide includes screenshots of various parts of Google Classroom and step by step directions to access each feature.
<https://www.teacherspayteachers.com/Product/Distance-Learning-A-Parents-Guide-to-Google-Classroom-Distancelearningtpt-3676911>
- This link provides information on Guardian email summaries.
https://support.google.com/edu/classroom/answer/6388136?hl=en&authuser=2&ref_topic=7175351




Student Quick Guide to Google Classroom

Join at classroom.google.com



Click plus icon in upper left

Go to Classwork Tab



Uncompleted work has a dark icon. Completed work is greyed.

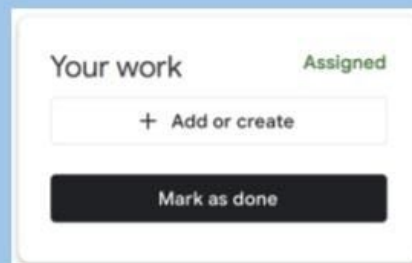


Click on assignment stripe with dark icon to expand assignment preview.

Click on View Assignment

VIEW ASSIGNMENT

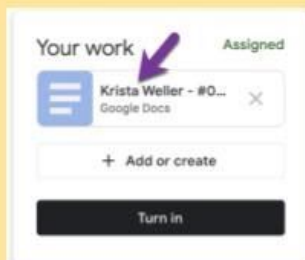
Find "Your Work" Bubble



Click + Add or Create

+ Add or create

Click on Attachment Title to Edit



Mark as Done or Turn In

Turn in

View Your Work

View your work

On Classwork Page

Students 5 Steps to Google Classroom

1

classroom.google.com

Go to the Classroom website and log in with your Google Apps email login.



2

Join a Class

In the upper right click on the plus button to join a class. Enter the class code.

Install the Google Classroom App

3

Stream

Find your assignment in the Stream.

JOIN YOUR FIRST CLASS!

4

Open Templates

From the stream always click on "OPEN" in an assignment to view templates the teacher has attached.

DUE TOMORROW
are OPEN

5

Turn In

Click the blue Turn In or Mark As Done button.

Private Comments

For each assignment there is a private comment. Click on open and locate at the bottom of the assignment.

Use this to ask a question or have a conversation with your teacher to further your learning.

